

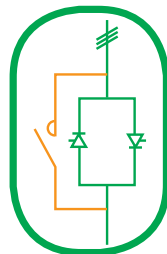
Selection guide

Altistart 22


Soft Starters for 3-ph AC motors 7.5 to 315kW



Compact
Easy to use
Reliable
Complete Protection



> Reduce costs with integrated **bypass** and **protection** features!



Ready...Set...Drive!


Simplified Motor Starting Solutions

Specifications

Conformity and reliability

Altistart 22 specifications

Degree of protection	ATS 22D17...C11	IP20
	ATS 22C14...C59	IP00
Operating temperature	-10°... +40°C without de-rating	
Conducted and radiated emissions	Conforming to IEC60947-4-2	Class A
Maximum ambient pollution	Conforming to IEC 60664-1	Level 2
Relative humidity	Conforming to IEC 60068-2-3	95% non condensing, no dripping water
Utilisation category	AC-53a	
Motor thermal protection class	Conforming to IEC 60034-1	Class 10 (standard)
Number of controlled phases	3	
Maximum starting current	350% I _{cL} (starter rated current)	
Type of control	Torque ramp Configurable voltage ramp	
Number of I/O	PTC probe	1
	Analogue outputs	-
	Logic inputs	3
	Logic outputs	-
	Relay outputs	2 C/O (N/O or N/C)
Dialogue	Embedded	Integrated 4 digit LED display
	Available as an option	Remote display terminal (IP54 or IP66)
Communication	Embedded	Modbus
Standards and certifications	IEC/EN 60947-4-2, UL, CSA, CE, C-Tick, CCC, RoHs	



Starter selection

Integrated bypass contactor across the entire range

Altistart 22 Soft Starter range – standard connection

Standard duty – Class 10 motor protection

In-line connection (1)

Supply voltage: 230...440V 50/60Hz, control supply voltage: 220...230V 50/60Hz

Motor power (1)	Nominal starter current (IcL)	Heat loss at nominal load	Dimensions (2)	Reference
400V kW	A	W	(H x W x D) mm	
7.5	17	39	265 x 130 x 169	ATS22D17Q
15	32	44	265 x 130 x 169	ATS22D32Q
22	47	48	265 x 130 x 169	ATS22D47Q
30	62	59	295 x 145 x 207	ATS22D62Q
37	75	63	295 x 145 x 207	ATS22D75Q
45	88	66	295 x 145 x 207	ATS22D88Q
55	110	73	356 x 150 x 229	ATS22C11Q
75	140	82	356 x 150 x 229	ATS22C14Q
90	170	91	356 x 150 x 229	ATS22C17Q
110	210	117	425 x 206 x 299	ATS22C21Q
132	250	129	425 x 206 x 299	ATS22C25Q
160	320	150	425 x 206 x 299	ATS22C32Q
220	410	177	425 x 206 x 299	ATS22C41Q
250	480	218	455 x 304 x 340	ATS22C48Q
315	590	251	455 x 304 x 340	ATS22C59Q

Notes

(1) Motor kW for a 400V supply, in accordance with IEC/EN 60947-4-2, class 10 motor protection (standard application). For other supply voltages, duties and inside delta (6-wire) connection, please consult the Altistart 22 catalogue and product manual.

(2) Dimensions do not include optional fan unit for ATS22D17Q...C17Q starters.



Integrated bypass contactor

The integrated bypass contactor operates when the motor is running at steady state.

Benefits of internal bypass include:

- Reduced heat dissipation
- Fewer components
- Reduced wiring
- Smaller enclosures
- Reduced operating costs




Options & accessories

Refine your installation using simple options



Remote display terminal



Fan module

Accessories

Description	Size	Part number
SoMove Lite configuration software Free to download from our website or contact us for a copy		NA
USB to Modbus RJ45 Cable Used to connect a PC to the starter. USB connector (PC end) to Modbus RJ45 connector Cable length: 2.5m		TCSMCNAM3M002P
Modbus Bluetooth® adaptor Contains: 1 x Bluetooth® adaptor, range 10m 1x 0.1m cord set with 2 RJ45 connectors		VW3A8114
USB to Bluetooth® adaptor for PC Range: 10m Required for PCs not equipped with Bluetooth®		VW3A8115
Remote display terminal (IP54)		VW3G22101
Remote display terminal (IP65)		VW3G22102
Remote display cable (for above displays)	1m	VW3A1104R10
	3m	VW3A1104R30
Fan module (1)	ATS22D17Q...D47Q	VW3G22400
	ATS22D62Q...D88Q	VW3G22401
	ATS22C11Q...C17Q	VW3G22402
Protection shrouds for power terminals (2)	ATS22C11Q...C17Q	LA9F702
	ATS22C21Q...C59Q	LA9F703
Z-pump irrigation pump controller		ZPUMP
Control supply transformer 400V/230V 100VA transformer used to supply the starter controls (CL1,CL2) where no neutral is available		ABL6TS10U

(1) For more demanding applications, starters ATS22D17Q...C17Q (17A to 170A) can achieve 10 starts/hr with the optional fan module. The fan is foot-print mounted underneath the starter, adding 40mm to the overall depth. It is powered and controlled by the starter and has a noise level of less than 60dBA.

(2) The ATS22C11Q...C59Q starters have 6 unprotected power terminals. Protective shrouds can be fitted. Sold in lots of 6.



SoMove Software



SoMove Lite

SoMove Lite is the configuration software for all new-generation Schneider Electric motor control devices. It is designed to be intuitive, ergonomic and very easy to use. Connect your PC to the device via a USB-serial cable or Bluetooth® wireless connection.

Increase production... reduce costs!

Ideal for easing stress on mechanical components and electrical networks, Altistart 22 Soft Starters offer uncompromised protection for motors and machinery resulting in increased equipment productivity and greatly reduced maintenance costs.

- > True 3-phase control with torque ramp feature for smooth start and stop
- > Application specific protection settings
- > Integrated bypass contactor
- > Continuous protection for the motor, starter and application
- > Quick and easy star/delta or DOL starter upgrade

Co-ordination chart

Complete your installation with upstream protection



Altistart 22: Type 1 co-ordination chart 400...440V power supply

Components for use together in accordance with IEC/EN 60947-4-2, as per the wiring diagrams in the product catalogue and user manual.

Motor (1)		Starter Class 10	Circuit breaker			Line contactor(3)
kW	A (In)			Rating A	Max Icu (2) kA	
7.5	14.8	ATS22D17Q	GV3L20	-	50	LC1D18••
			NS80H6-MA	25	70	
15	28.5	ATS22D32Q	GV3L32	-	50	LC1D32••
			NS80H6-MA	50	70	
22	42	ATS22D47Q	GV3L50	-	50	LC1D50A••
			NS80H6-MA	50	70	
30	57	ATS22D62Q	GV3L65	-	50	LC1D65A••
			NS80H6•MA	80	70	
37	69	ATS22D75Q	NS80H6•MA	80	(4)	LC1D80••
45	81	ATS22D88Q	NSX100•MA	100	(4)	LC1D115••
55	100	ATS22C11Q	NSX160•MA	150	(4)	LC1D115••
75	131	ATS22C14Q	NSX160•MA	150	(4)	LC1F150••
90	162	ATS22C17Q	NSX250•MA	220	(4)	LC1F185••
110	195	ATS22C21Q	NSX250•MA	220	(4)	LC1F225••
132	233	ATS22C25Q	NSX400•Micrologic 1.3M	320	(4)	LC1F265••
160	285	ATS22C32Q	NSX400•Micrologic 1.3M	320	(4)	LC1F330••
220	388	ATS22C41Q	NSX630•Micrologic 1.3M	500	(4)	LC1F400••
250	437	ATS22C48Q	NSX630•Micrologic 1.3M	500	(4)	LC1F500••
315	560	ATS22C59Q	NS630b• Micrologic 5	500	(4)	LC1F630••

Notes

- (1) Standard power rating for 4-pole motors 400V 50/60Hz
- (2) Breaking capacity of the circuit breaker according to IEC 60947-2
- (3) Replace '••' with required coil voltage code to complete the contactor reference
- (4) Replace the '•' in the circuit breaker reference with the letter corresponding to the required breaking performance (F, N, H, S or L)

© 2010 Schneider Electric. As standards, specifications and designs change from time to time, always ask for confirmation of the information given in this publication.

Schneider Electric (NZ) Ltd.

38 Business Parade South, East Tamaki, Manukau 2013
PO Box 259370, Botany, Manukau 2163
Tel: +64 9 829 0490 Fax: +64 9 829 0491

www.schneider-electric.co.nz
Customer Care: 0800 652 999
Email: sales@nz.schneider-electric.com

